

# Bethlehem University Graduates at a Glance



## About Bethlehem University Graduates 1973 - 2011

THE NUMBER OF DEGREES CONFERRED AT BETHLEHEM UNIVERSITY FROM 1973 TILL END OF FALL 2011 REACHED 13,220 DEGREES. THE DEGREE AWARDS ARE IN MASTERS, BACCALAUREATES, HIGHER EDUCATIONAL DIPLOMA, HIGHER DIPLOMA, DIPLOMA, AND PROFESSIONAL DIPLOMA.

BETHLEHEM UNIVERSITY OFFERS DEGREES IN VARIOUS EDUCATIONAL FIELDS IN:

- ✿ ARTS;
- ✿ SCIENCE;
- ✿ EDUCATION;
- ✿ NURSING;
- ✿ BUSINESS ADMINISTRATION; AND
- ✿ HOTEL MANAGEMNET

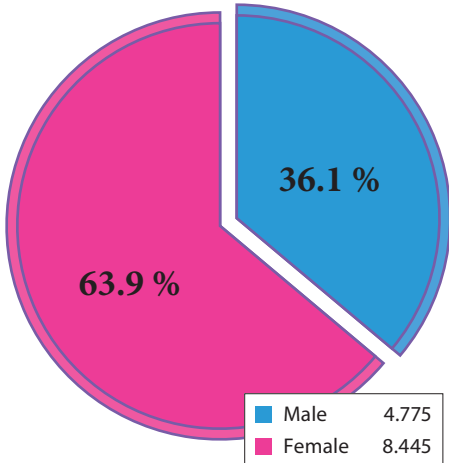
IN ADDITION, TO THE ABOVE FIELDS BETHLEHEM UNIVERSITY CONTINUE TO DEVELOP THE COMMUNITY THROUGH CONTINUING EDUCATION MANAGED BY INSTITUTE FOR COMMUNITY PARTNERSHIP WHICH OFFERS SIX DIFFRENT PROFESSIONAL DIPLOMAS IN PROJECT MANAGEMENT, E-BUSINESS MANAGEMENT, COOPERATIVE SOCIETIES MANAGEMENT, SMALL SCALE BUSINESS ADMINISTRATION, PUBLIC ADMINISTRATION, AND DRUG PREVENTION.

## Graduates from 1973 to Fall 2011

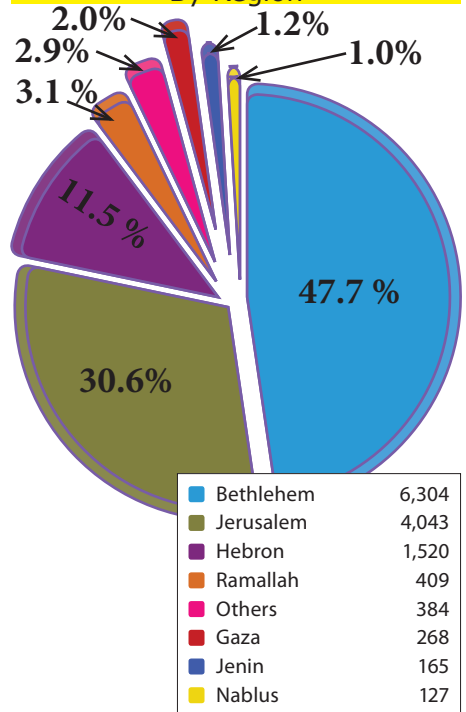
Degree Level	Female	Male	Total
Baccalaureate	6,119	3,444	9,563 (72.3%)
Diploma	1,047	627	1,674 (12.7%)
Higher Diploma	663	405	1,068 (8.1%)
Higher Education Diploma	475	99	574 (4.3%)
Professional Diploma	70	134	204 (1.5%)
Masters	67	54	121 (0.9%)
Others	4	12	16 (0.1%)
<b>Total:</b>	<b>8,445</b>	<b>4,775</b>	<b>13,220</b>

# Graduates from 1973 to Fall 2011

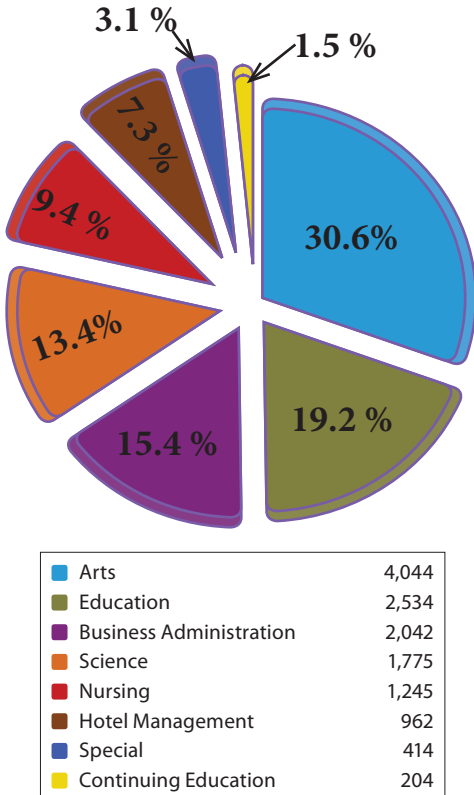
By Gender



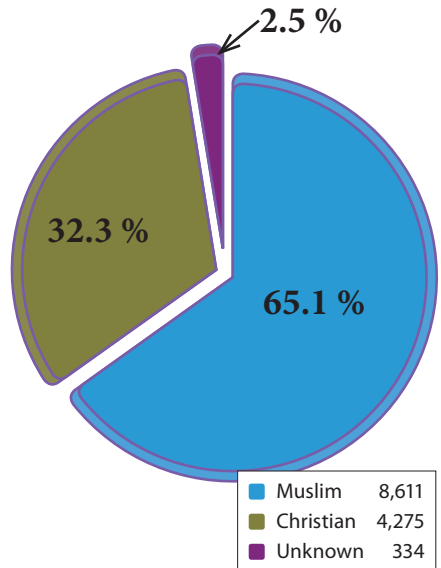
By Region



By Field of Education



By Religion



## By Field of Education/Program

Major/Specialization	Female	Male	Total
<b>Arts</b>			<b><u>4,044</u></b>
Arabic Language and Literature	521	252	<b>773</b>
English Language and Literature	1,240	489	<b>1,729</b>
Religious Studies	176	42	<b>218</b>
Social Work	444	160	<b>604</b>
Sociology	377	343	<b>720</b>
<b>Business Administration</b>			<b><u>2,042</u></b>
Accounting	321	436	<b>757</b>
Business Administration	537	627	<b>1,164</b>
International Cooperation and Development	67	54	<b>121</b>
<b>Education</b>			<b><u>2,534</u></b>
Pre-School	279	1	<b>280</b>
Primary Level	637	101	<b>738</b>
Teaching Arabic	133	7	<b>140</b>
Teaching English	95	3	<b>98</b>
Teaching History and Geography	67	18	<b>85</b>
Methods of Teaching Arabic for Secondary Level	175	69	<b>244</b>
Methods of Teaching Christian Religion	4		<b>4</b>
Methods of Teaching Civics for Primary Level	61	25	<b>86</b>
Methods of Teaching English for Secondary Level	159	12	<b>171</b>
Methods of Teaching Mathematics	53	23	<b>76</b>
Methods of Teaching Science and Mathematics	249	179	<b>428</b>
Methods of Teaching Science for Primary Level	155	29	<b>184</b>
<b>Hotel management</b>			<b><u>962</u></b>
Hotel Management	232	365	<b>597</b>
Tour Guide	15	61	<b>76</b>
Travel Agency Management	197	92	<b>289</b>

### By Field of Education/Program

Major/Specialization	Female	Male	Total
<b>Science</b>			<b><u>1,775</u></b>
Biology	352	92	<b>444</b>
Chemistry	348	205	<b>553</b>
Computer Information Systems	95	61	<b>156</b>
Mathematics	310	223	<b>533</b>
Physics	41	48	<b>89</b>
<b>Nursing</b>			<b><u>1,245</u></b>
Midwifery	106		<b>106</b>
Nursing	464	285	<b>749</b>
Occupational Therapy	69	25	<b>94</b>
Physiotherapy	123	89	<b>212</b>
Emergency Nursing	6	9	<b>15</b>
Neonatal Nursing	59	10	<b>69</b>
<b>Continuing Education</b>			<b><u>204</u></b>
Cooperative Societies Management	3	24	<b>27</b>
E-Business Management	5	12	<b>17</b>
Project Management	44	47	<b>91</b>
Public Administration	12	30	<b>42</b>
Small Scale Business Administration	6	21	<b>27</b>
<b>Special</b>			<b><u>414</u></b>
Special	208	206	<b>414</b>
<b>Total:</b>	<b>8,445</b>	<b>4,775</b>	<b>13,220</b>

Institutional Research Unit, Bethlehem University,  
 Millennium Building, Office M-09,  
 P.O.Box 9, Frères St., Bethlehem  
 Phone: 02-2741241/2461, Fax: 02-2744440  
 Email: iru@bethlehem.edu